



AURIA
PACKAGING GUIDELINES
SUPPLIER INCOMING PACKAGING & FINISHED GOODS

(Applicable for all goods shipping to any Auria North America location)

Table of Contents

- SECTION 1. Introduction..... 4**

- SECTION 2. General Requirements..... 5**
 - 2.1. Environment 5
 - 2.2. Material Handling..... 5
 - 2.3. Transportation/Shipping 5
 - 2.4. Supplier Test Shipment 5
 - 2.5. Ergonomics 6
 - 2.6. Right-Sized Packaging 7

- SECTION 3. Supplier Packaging Data Form 8**
 - 3.1. Completing and Submitting the Form 8
 - 3.2. Packaging Discrepancy..... 8
 - 3.3. Packaging Standar Pack..... 8

- SECTION 4. Expendable Packaging..... 9**
 - 4.1. Pallets 9
 - 4.1.1. Required Pallet Dimensions 9
 - 4.1.2. Pallet Types 9
 - 4.1.3. Pallet Construction 9
 - 4.2. Expendable Containers 10
 - 4.2.1. Expendable Container Construction..... 10
 - 4.2.2. Expendable Container Closures 10
 - 4.2.3. Expendable Container Openings..... 10
 - 4.2.4. Label Adhesive..... 10
 - 4.2.5. Master Pallet Label 10
 - 4.2.5.1. Regular Master Label..... 10
 - 4.2.5.1.1. Preferred Design 10
 - 4.2.5.1.2. Alternate Design 12
 - 4.2.5.2. Mixed Master Label..... 12
 - 4.2.5.2.1. Preferred Design 13
 - 4.2.5.3. Master Label Positioning 13
 - 4.2.6. Container Label 13
 - 4.2.6.1. Container Label Positioning 14
 - 4.2.7. Part Numbers..... 14
 - 4.2.8. Supplier Code..... 15
 - 4.3. Palletization 15
 - 4.3.1. Required Load Heights..... 15
 - 4.3.2. Unit Load Pattern 15
 - 4.3.3. Banding 16
 - 4.3.4. Stretch wrap 16
 - 4.3.5. Air Shipments..... 16

4.4 . Packaging Vinyl Rolls 15

SECTION 5. Returnable Packaging 18

5.1. Container Identification..... 18

5.2. Backup Containers..... 18

5.3. Label Types for Returnable Packaging 18

5.4. Label Location..... 18

SECTION 7. Advance Shipping Notification (ASN) and Shipment Paperwork 19

7.1. EDI ASN Format..... 19

7.2. ASN Transmission Frequency..... 19

7.3. ASN Data Elements..... 19

7.4. ASN/Packing List by Shipment Type 20

7.5. Packing List..... 21

SECTION 7. Glossary of Terms 22

SECTION 1. INTRODUCTION

Auria has a vital interest in quality and part protection, while utilizing the most cost-effective packaging, transportation and handling solutions. Suppliers are responsible for shipping quality acceptable packaging and parts to the point of use within the Auria Group facility. Supplier packaging, either expendable or returnable, must comply with the standards described in these guidelines. Suppliers proposed packaging should involve selecting containers that minimize inventory levels and reduce non-value added motions for the Auria Group line side operators.

All proposals and quotes must include an Auria Group Supplier *Logistics / Packaging Part Data Form* (LPPDF).

Auria follows the Automotive Industry Action Group (AIAG) packaging standards and additional requirements specific to Auria Group are highlighted.

The word **SHALL** is understood as a requirement, the word **SHOULD** is understood as a recommendation.

All packaging **Shall** be considered a contractual obligation and be approved by affected Auria plant's Materials Group with assistance from Auria Corporate Packaging Engineering /Material Handling and coordinated through Auria Group Purchasing/Supply Management. Any deviations **SHALL** have written approval prior to implementation. Auria encourages supplier initiated packaging improvement ideas before or after launch.

SECTION 2. GENERAL REQUIREMENTS

This section outlines the major elements for packaging development. It **SHOULD** be used when packaging plans are under development. When responding to a request for quote, all packaging components **SHALL** be quoted as new.

2.1. ENVIRONMENT

Packaging systems **SHALL** be designed and engineered for transportation, handling and storage conditions. Temperatures ranging from -30°F to +150°F (-34.4°C to +65.6°C) and humidity conditions up to 90%, for a duration of 120 days, may be expected.

2.2. MATERIAL HANDLING

Manually handled containers **SHOULD NOT** exceed 35 pounds (16 kg). Mechanically handled loads **SHALL NOT** exceed 4,000 pounds. (1,816 kg).

2.3. TRANSPORTATION/SHIPPING

Shipments **SHALL** be made in accordance with the data submitted on the approved Auria Supplier Logistics / Packaging Part Data Form (LPPDF). Standard pack quantities **SHALL** be determined and maintained for each part number. One part number **SHALL** be packaged per container, unless kits are used. Transportation methods **SHALL** be designated by Auria Group logistics and/or its logistics provider, unless the parties have agreed otherwise, in writing.

2.4. SUPPLIER TEST SHIPMENT

A test shipment may be requested for the following instances:

- 1) New suppliers,
- 2) Change of part, packaging or shipping method,
- 3) New parts (coordinated with pre-production builds),
- 4) As deemed necessary.

Each test shipment **SHALL** be coordinated and approved by Auria Group.

Each test shipment **SHALL** be clearly labeled on all four sides as a “*Test Shipment*” (Form 2150). Receiving locations must be notified of a test shipment. Test shipment quantities may or may not be included in the regular Auria Group scheduled delivery. Upon Auria Group approval of test shipment packaging, Auria Group representative will sign “Test Pack Approval” box on the Logistics / Packaging Part Data Form. A copy of the signed form will be sent to the Supplier.

2.5. ERGONOMICS

All containers and packaging must be designed with consideration given to ease of handling and part removal. Appropriate consideration must be given to height & weight restrictions, container opening, container disassembly and any other issue which may affect worker safety. The supplier is responsible to ensure all material is packaged in such a way to ensure that safety is maintained throughout the product distribution stream.

The selection of packaging should consider the ergonomic parameters associated with the operator interaction with the container. For example, the removal of parts from containers **SHALL** take into consideration the proposed assembly process e.g. will a lift assist be used to access parts from the container?

In addition to the 35 lb. weight limit for any handled containers, these containers should have the following container dimensions:

- Width – Should not be longer than 20” wide
- Length – Should not be longer than 30” long
- Height – Recommended maximum from bottom of container to handholds is 18”

However, if oversized containers (manually handled) are needed, the following ergonomic criteria **SHALL** be followed:

- Oversized for only length **OR** width dimension, not both
- Maximum weight limit of 30 lbs (lower maximum weight due to less optimal arm position to grasp container handles)

2.6. RIGHT-SIZED PACKAGING

Suppliers shall choose “right-sized” half slotted type containers (separated cover) from the table below when designing packaging for all components and assemblies. The right-sized packaging promotes lean manufacturing by eliminating waste throughout the production process. Smaller & more frequent deliveries reduce batch build quantities which in turn reduce both W.I.P. and inventory levels. Box sizes which generate center column on pallet foot print (48” x 45”) are not allowed

Approved Box Sizes to be chosen:

APPROVED BOX SIZES					
Box P/N	Box Description	Minimum Burst Strength	Out Side Dimensions	Boxes Per Layer	Max. Layers / Pallet
HSCO-242222	HSC Box With Individual Cover	275 # / 44 ECT SW	24" x 22" x 22"	4	2
HSCO-242215	HSC Box With Individual Cover	275 # / 44 ECT SW	24" x 22" x 15"	4	3
HSCO-242211	HSC Box With Individual Cover	275 # / 44 ECT SW	24" x 22" x 11"	4	4
HSCO-242209	HSC Box With Individual Cover	275 # / 44 ECT SW	24" x 22" x 09"	4	5
HSCO-242207	HSC Box With Individual Cover	275 # / 44 ECT SW	24" x 22" x 07"	4	4
HSCO-241515	HSC Box With Individual Cover	275 # / 44 ECT SW	24" x 15" x 15"	6	3
HSCO-241511	HSC Box With Individual Cover	275 # / 44 ECT SW	24" x 15" x 11"	6	4
HSCO-241509	HSC Box With Individual Cover	275 # / 44 ECT SW	24" x 15" x 09"	6	5
HSCO-241507	HSC Box With Individual Cover	275 # / 44 ECT SW	24" x 15" x 07"	6	4
HSCO-241111	HSC Box With Individual Cover	275 # / 44 ECT SW	24" x 11" x 11"	8	4
HSCO-241109	HSC Box With Individual Cover	275 # / 44 ECT SW	24" x 11" x 09"	8	5
HSCO-241107	HSC Box With Individual Cover	275 # / 44 ECT SW	24" x 11" x 07"	6	4
HSCO-240909	HSC Box With Individual Cover	275 # / 44 ECT SW	24" x 8-3/4" x 09"	8	5
HSCO-240907	HSC Box With Individual Cover	275 # / 44 ECT SW	24" x 8-3/4" x 07"	6	4
HSCO-484515	HSC Box With Individual Cover	275 # / 51 ECT DW	48" x 45" x 15"	1	3
HSCO-484520	HSC Box With Individual Cover	275 # / 51 ECT DW	48" x 45" x 20"	1	1
HSCO-484528	HSC Box With Individual Cover	275 # / 51 ECT DW	48" x 45" x 28"	1	1
HSCO-484534	HSC Box With Individual Cover	275 # / 51 ECT DW	48" x 45" x 34"	1	1
HSCO-484545	HSC Box With Individual Cover	275 # / 51 ECT DW	48" x 45" x 45"	1	1

***All Packaging Must be Palletized on 48" x 45" Wood Pallets (North America)**

***All Packaging Must be Palletized on 1200mm x 1000mm x 127mm Wood Pallets (Europe)**

SECTION 3. SUPPLIER PACKAGING DATA FORM

This section highlights the Auria Group Supplier Logistics / Packaging Part Data Form (LPPDF). Suppliers **SHALL** complete and return the Supplier Logistics / Packaging Part Data Form as part of the Request for Quotation (RFQ).

3.1. COMPLETING AND SUBMITTING THE FORM

Auria Group Purchasing/Supply Management issues Auria Group Supplier Logistics / Packaging Part Data Form to suppliers. This form is used to collect packaging data for production parts. It **SHALL** be completed for the following instances:

- New production parts
- New suppliers
- Change of part, packaging or shipping method

3.2. PACKAGING DISCREPANCY

All discrepancies will be referred to Auria Group Purchasing/Supply Management for further action. In the case of OEM directed sources, discrepancies will also be referred to the OEM buyer.

3.3. PACKAGING STANDAR PACK

All parts must have a packaging test before submit the Packaging Data Form, with the maximum standar pack possible with quality part acceptable by Auria quality standard, using the approved box sizes showed into section 2.6.

SECTION 4. EXPENDABLE PACKAGING

This section assists suppliers in developing expendable packaging that complies with Auria Group requirements.

4.1. PALLETS

Packaging failure is often attributed to poorly constructed or poorly sized pallets. Pallet selection **SHALL** be according to the following guidelines. All pallets **SHALL** be new either corrugated or wood and shall comply with applicable wood heat treatment requirements (ISPM #15- 56° Celsius for at least 30-minutes).

4.1.1. REQUIRED PALLET DIMENSIONS

Length / Width

- North America and Asia 48" (1219 mm) x 45" (1143 mm)
- Europe 48" (1200 mm) x 40" (1000 mm)
 - Note: A tolerance of +0" (0 mm) and -1" (25.4 mm) is allowed.

Pallet size deviations may be allowed only for unique part dimensions and with Auria Group approval. If the part dimensions require a pallet greater than 48" (1219 mm) in length, size the pack length to accommodate, but maintain a width dimension of 45" (1143 mm), while observing one of the unit load heights described in section 4.3.1.

4.1.2. PALLET TYPES

All pallets **SHALL** have four-way entry for maximizing material handling efficiency. Top deck boards **SHALL** support each corner of each container for maximum vertical support. Top deck boards **SHALL** cover 60% of the unitized footprint. For unit loads, a minimum of three bottom pallet boards **SHALL** load on the container corners when stacked.

4.1.3. PALLET CONSTRUCTION

Pallets **SHALL** have a minimum of 3.5" (89 mm) fork height clearance on the primary side. The notched areas of the secondary sides **SHALL** have 2.5" (63.5 mm) minimum height clearance. Notches **SHALL** be 9" (229 mm) long and have 18" (457 mm) centers. All pallets **SHALL** be double-faced and have sufficient deck boards to support stacking. All pallets **SHALL** have a minimum of three stringers. Wing pallets **SHALL NOT** be used.

Pallets **SHALL** be constructed with cement coated nails or twisted nails. Staples **SHALL NOT** be used. Pallets **SHALL** be strong enough to withstand 4,000 static pounds, or the total weight of the load, whichever is larger. Pallets **SHOULD** be constructed of hardwoods.

Corrugated pallets are encouraged to be used and **SHALL** be used only with proper testing and prior approval of Auria Group.

Wood pallets must comply with the International Standards for Phytosanitary Measures (ISPM's), Publication #15-Regulation of Wood Packaging Material in International Trade (<https://www.ippc.int/index.php?id=13399&L=0>).

4.2. EXPENDABLE CONTAINERS

All corrugated containers **SHALL** be stamped with a box manufacturer's certificate as defined in Rule 41 of the Uniform Freight Classification. It **SHALL** be in a visible location on the assembled container, preferably not on the bottom.

All expendable components **SHALL** be labeled with the associated part number. The part number **SHALL** be the "Mfg. Part" number as indicated on the Corporate issued Production Purchase Order or Service Parts Purchase Order.

4.2.1. EXPENDABLE CONTAINER CONSTRUCTION

Unit loads **SHALL** withstand stacking to 100" (254 cm) in transit and 200" (508 cm) in stationary storage.

Expendable containers **SHALL** have sufficient vertical strength to support unit load stacking and maintain pack integrity throughout the distribution system. A minimum 32 ECT burst strength **SHALL** be used for all products shipped.

For overseas shipments, containers **SHALL** be constructed with water-resistant adhesive to withstand extreme humidity/moisture conditions. These containers **SHALL** conform to International Safe Transportation Association global standards (ISTA).

When requested, suppliers **SHALL** provide test data in accordance with American Society for Testing and Materials (ASTM) D-4169A "*Performance Testing of Shipping Containers and Systems - Criteria 2*".

4.2.2. EXPENDABLE CONTAINER CLOSURES

Half Slotted Containers (HSC) with automatic locking bottom and individual glued lid is the required box to be used, which eliminates the usage of tape for box closure and knife at the point of use at Auria Group facilities.

4.2.3. EXPENDABLE CONTAINER OPENINGS

Perforated box openings & individual box lids are required. Cutting devices **SHOULD NOT** be used to open box. Common covers **SHOULD NOT** be used due to spillage and contamination.

4.2.4. LABEL ADHESIVE

Adhesives for expendable container labels **SHALL** be pressure sensitive. They **SHALL** be able to withstand the complete distribution cycle of the package they are adhered to.

4.2.5. MASTER PALLET LABEL

These labels are to be applied to pallets whenever a pallet consists of more than one unit pack.

4.2.5.1. REGULAR MASTER LABEL

Applied to pallets that contain a single part number

4.2.5.1.1. PREFERRED DESIGN

Part Number:
Receiving Location's Part Number,
Including Dashes and Suffix
Identifier = P

Short Part Description

Quantity:
Identifier = Q

Supplier:
Identifier = V

Serial:
Up to 10
characters.
Identifier = 4S

**Date
Manufactured**

**Supplier
Revision Level**

**Supplier Use
Area: Optional**

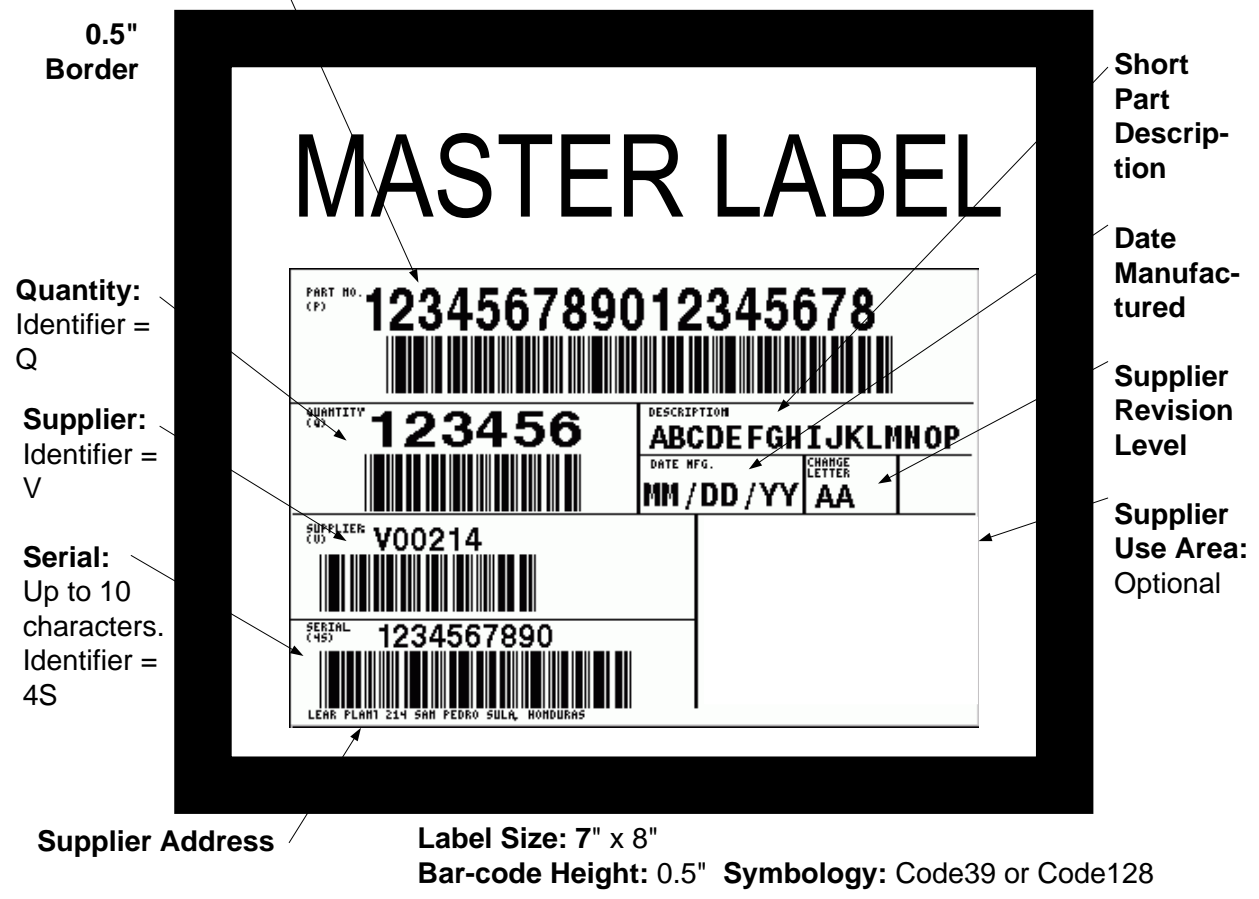
MASTER LABEL					
PART NO. (P) 123456789012345678					
[Barcode]					
QUANTITY (Q) 123456			DESCRIPTION ABCDEFGHIJKLMN		
[Barcode]			DATE MFG. MM/DD/YY		CHANGE LETTER AB
SUPPLIER (V) V00214			[Barcode]		
SERIAL (4S) 1234567890			[Barcode]		
LEAR PLANT 214 SAN PEDRO SULA, HONDURAS					

Supplier Address

Label Size: 4" x 6"
Bar-code Height: 0.5"
Symbology: Code39 or Code128

4.2.5.1.2. ALTERNATE DESIGN

Part Number: Receiving Location's Part Number, Including Dashes and Suffix. Identifier = P



4.2.5.2. MIXED MASTER LABEL

Applied to pallets that contain more than one part number.

4.2.5.2.1. PREFERRED DESIGN

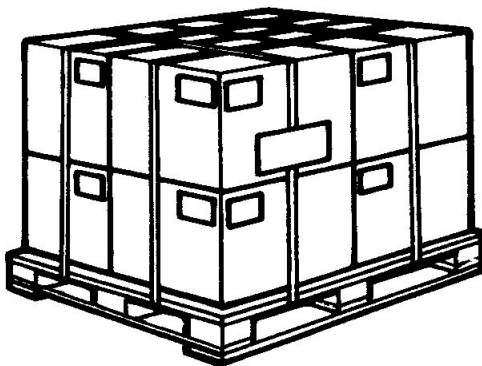
The label is 4 inches high and 6 inches wide. It features the following fields and annotations:

- Quantity:** Identifier = Q. Field contains '123456' with a barcode below it.
- Supplier:** Identifier = V. Field contains 'V00214' with a barcode below it.
- Serial:** Up to 10 characters. Identifier = 5S. Field contains '1234567890' with a barcode below it.
- Date Manufactured:** Field contains 'MM/DD/YY' with a 'CHANGE LETTER' button.
- Supplier Use: Optional:** Field contains 'CUST NAME'.
- Supplier Address:** Field contains 'MADE IN HONDURAS' and 'LEAR PLANT 214 SAN PEDRO SULA, HONDURAS'.

Label Size: 4" x 6"
Bar-code Height: 0.5"
Symbology: Code39 or Code128

4.2.5.3. MASTER LABEL POSITIONING

Apply two identical Master Labels or Mixed Load labels on opposite sides of the pallet, approximately as shown to each pallet containing multiple cartons. The label must be placed outside of any shrink wrap and in such a way that the label has to be destroyed when the pallet is disassembled.



4.2.6. CONTAINER LABEL

Applied to unit packs (cartons, totes, pallet boxes)

Part Number:
Receiving Location's Part Number,
Including Dashes and Suffix
Identifier = P

Short Part Description

Quantity:
Identifier = Q

Supplier:
Identifier = V

Serial:
Up to 10
characters.
Identifier = S

Supplier Address

**Date
Manufactured**

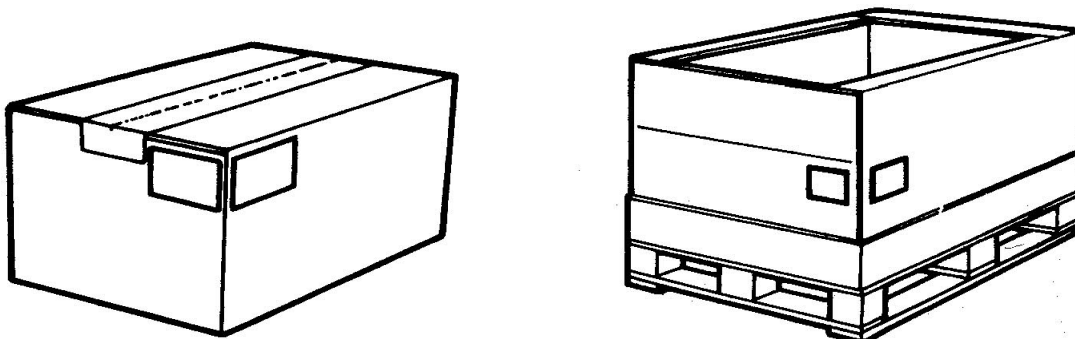
**Supplier
Revision Level**

**Supplier Use
Area: Optional**

Label Size: 4" x 6"
Bar-code Height: 0.5"
Symbology: Code39 or Code128

4.2.6.1. CONTAINER LABEL POSITIONING

Two identical labels shall be applied on adjacent sides of each carton, with their bottom edges parallel to and no more than 20" from the bottom of the carton. A wraparound label is acceptable as long as sufficient quiet zones exist at the fold.



4.2.7. PART NUMBERS

The supplying facility must use the receiving facility's part number on all labels (except "Mixed Load").

This is the part number by which Auria Group tracks its inventory. Part numbers on labels must be human readable in the format shown on releases to the supplier. The part number bar-code on container and master labels must have an identifier “P” followed by exactly the same number.

4.2.8. SUPPLIER CODE

The supplying facility must use the receiving facility’s supplier code. The supplier field bar-code on container and master labels must have an identifier “V” followed by exactly the same number. Thus, the supplier code shown in the above illustrations will scan as “VV0214”.

4.3. PALLETIZATION

To minimize manual handling, containers **SHALL** be palletized into standard unit loads per ship to plant point- mixed plants packaging is **NOT** allowed on same pallet, and individual packing slips per plant is required. A packing slip per P/N to all plants is **NOT** allowed. Unit loads **SHALL** be secured to the pallet and comply with the following requirements:

4.3.1. REQUIRED LOAD HEIGHTS

Unit load heights **SHALL** be compatible with current common shipping methods. Inside truck trailer heights of 100" (2.5 m), with a tolerance of +/- 1.5" (38.1 mm), **SHALL** be accommodated. The following unit load heights **SHALL** be used:

- 12.5" (190.5) unit height
- 20" (508 mm) unit height
- 25" (635 mm) unit height
- 33" (838 mm) unit height
- 50" (1270 mm) unit height

NOTE: Unit height measurements **SHALL** include the pallet.

4.3.2. UNIT LOAD PATTERN

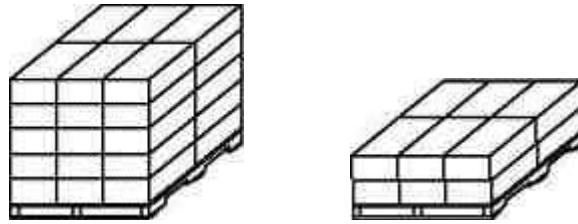
Containers **SHALL** be palletized in full layers only. When container quantities are insufficient to complete one full palletized layer, the additional containers **SHALL** be consolidated onto a mixed load pallet. Only one mixed load pallet is allowed per shipment, per Auria Group receiving location. Pyramiding **SHALL NOT** be acceptable for multiple pallets in the same shipment. Mixed loads **SHALL** be stretch wrapped.

Box overhang **SHALL NOT** be acceptable due to the loss of vertical stacking strength.

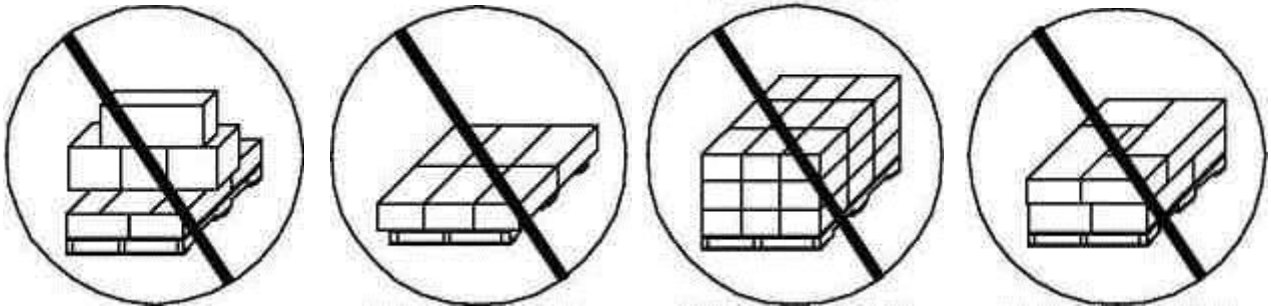
Unit load patterns that generate center column configurations **SHOULD** be avoided due to excessive handling.

Brick stacking **SHALL NOT** be acceptable due to loss of vertical integrity of the containers.

ACCEPTABLE



NOT ACCEPTABLE



PYRAMIDING

BOX OVERHANG

CENTER COLUMN

BRICK STACKING

4.3.3. BANDING

Non-metallic banding **SHALL** be used for unit loads up to 2,000 pounds (909 kg). Polypropylene or polyester banding **SHOULD** be used. Fusing straps or crimp seals **SHOULD** be used to secure the banding. The use of buckles **SHALL NOT** be used. A minimum of two bands in the length and width dimensions **SHALL** be used for multiple containers on a pallet. Banding **SHALL** be located clear of notched fork openings.

Metallic banding **SHOULD** be used for unit loads over 2,000 pounds (909 kg). In the interest of safety, edge protectors or angle boards **SHALL** be used when sheer/sharp edges are exposed on the metallic banding.

4.3.4. STRETCH WRAP

Three stretch wrap layers on the bottom and top and two in the center of the unit load **SHOULD** be used. Many other factors such as the material gauge, tension and unit load weight must also be considered. Stretch wrap **SHALL** be fully secured to 3 inches below the deck boards. Stretch wrap **SHALL** have enough clarity to enable bar code scanning.

4.3.5. AIR SHIPMENTS

Due to the excessive handling in air shipments, over-the-counter shipments **SHALL** be master packed in double wall containers. Containers **SHALL** be palletized, in accordance with section 4.3.2. Pyramiding **SHALL NOT** be acceptable.

4.4. PACKAGING VINYL ROLLS

The first option to ship vinyl rolls are in returnable package, all shipments **SHALL** be stackable as show

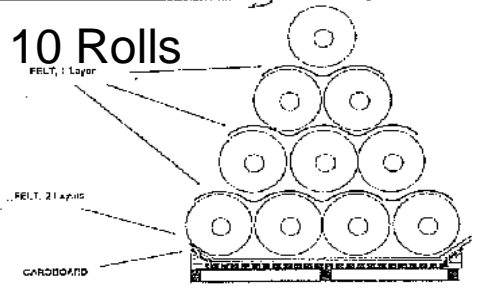
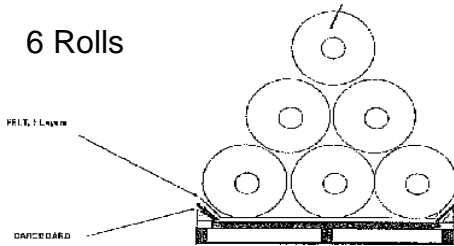
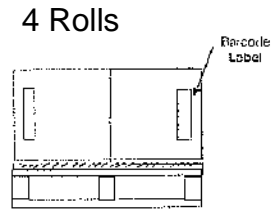
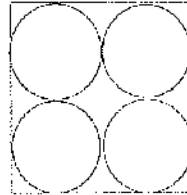
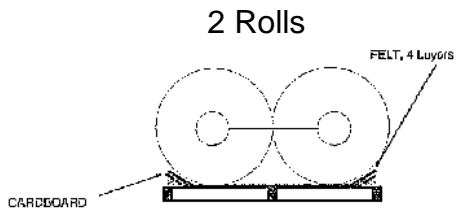
the picture below.



The second option are in expendable package, all vinyl rolls **SHALL** be shipped with the following requirements:

Packaging / Shipping Specification					
Packaging Features	Criteria	Tolerance	Inspection Standar	Frequency	
Pallet	Heat Treated wood	N/A	Visual	Every Pallet	
Pallet Size	62x 47 in Add Size	Add Size	Visual	Every Pallet	
Pcs per pallet	2,4,6,10 rolls	N/A	Visual	Every Pallet	
Stackable	Do not Stack	N/A	Visual	Every Pallet	

Use the following packaging drawings for ship rolls in expendable package.



SECTION 5. RETURNABLE PACKAGING

Through agreement with Auria Group, suppliers may utilize returnable packaging. This section assists suppliers in developing returnable packaging that complies with Auria Group requirements.

It is the suppliers' responsibility to remove old labels and to inspect all containers for damage before use. Only clean containers SHALL be used to transport product.

5.1. CONTAINER IDENTIFICATION

Containers SHALL be treated as a product. Container numbers SHALL be assigned to each container type and approved by Auria Group. The container number and quantity of each container type SHALL be on every packing slip as a separate item. Identification SHALL be accomplished through the use of permanently affixed tags or hot stamps. Suppliers SHALL use a minimum of two tags or hot stamps per container.

5.2. BACKUP CONTAINERS

In order to accommodate container shortage, a sufficient supply of backup expendable packaging SHALL be maintained. Backup packaging SHALL simulate the returnable container and maintain the same dimensions, function and pack quantity while complying with expendable packaging requirements section 4.

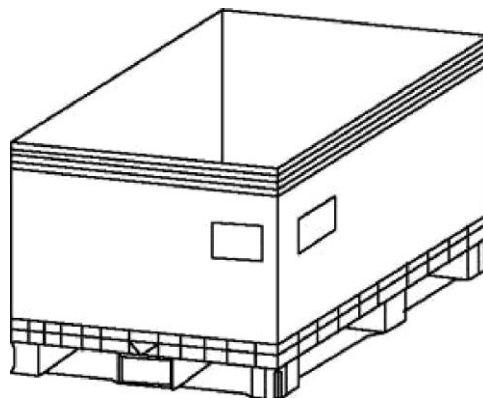
5.3. LABEL TYPES FOR RETURNABLE PACKAGING

Labels on returnable packaging SHALL be removable without use of excessive force or cleaning agents. Cleaning agents may damage the container substrate. Non-stick label placards formerly known as Kennedy Placards SHOULD be used on the container to hold shipping bar code label.

5.4. LABEL LOCATION

Two labels SHALL be used per container. These labels SHALL apply over the non-stick placards attached to the container.

ACCEPTABLE LABEL LOCATION



SECTION 6. ADVANCE SHIPPING NOTIFICATION (ASN) AND SHIPMENT PAPERWORK

The following are the requirements for Advanced Shipping Notification (ASN) transmissions and Packing Lists from the Auria Group Suppliers to Auria Group facilities.

6.1. EDI ASN FORMAT

Auria Group requires that its Suppliers utilize the AIAG 856 ANSI X-12, (version specified by individual plant) and can be found on the Auria Group eCPAST Supplier Portal, under “Web Guides” / “EDI Specifications”.

The Auria Group EDI Guidelines are available on the Auria Group eCPAST Supplier Portal, under “Web Guides” / “EDI Specifications”. Refer to document on section “Advance Ship Notice transaction set (856) (Auria Group's standards for our 856 Advance Ship Notice).

1. Submit required Supplier EDI information to the appropriate Auria Group Plant Materials Manager.
2. Notify the appropriate Auria Group Plant Materials Manager immediately if not capable of using EDI.
3. Notify Auria Group when capable of receiving a Supplier Planning Release (830) EDI transaction.
4. Acknowledge receipt of the Supplier Planning Release (830) EDI transmission (in test environment).
5. Notify Auria Group when capable of receiving a Supplier Shipping Release (862) EDI transaction.
6. Acknowledge receipt of the Supplier Planning Release (862) EDI transmission (in test environment).
7. Notify Auria Group when capable of transmitting an Advanced Shipping Notice (ASN) (856) EDI transmission.
8. Acknowledge transmission of actual Advanced Shipping Notice (856) (in test environment).

Please direct any functional or technical EDI questions to the appropriate Auria Group Plant Materials Manager.

6.2. ASN TRANSMISSION FREQUENCY

All ASN's are to be transmitted from the Supplier to Auria Group within 30-minutes of the shipment departing the Supplier's shipping dock. An ASN is required for each shipment that departs the Supplier's shipping dock.

6.3. ASN DATA ELEMENTS

ASN's must follow the ANSI X-12 (version specified by individual plant) format and must contain the correct data elements. The following have been identified as critical areas:

Part Number - Auria Group Part Number as appearing in the Auria Group Weekly 830 Schedule Release

Purchase Order Number - Purchase Order Number that appears in the Auria Group Weekly 830 Schedule Release (may be different than the Requirements Order number received from Purchasing).

6.4. ASN/PACKING LIST BY SHIPMENT TYPE

Full Truckload one shipping destination:

A shipment destined for a specific Auria Group Production facility that completely fills a trailer is to have one SID (Shipment Identification) Number for the shipment. One ASN/Packing List for the entire shipment is required.

Full Truckload multiple shipping destinations:

A shipment destined for multiple Auria Group Production facilities is to have one SID per shipment/shipment destination. A Master Bill of Lading can be used for Traffic purposes if a Supplier is shipping to multiple Auria Group Production facilities in one trailer but each Auria Group destination's shipment, must have a unique SID Number. An ASN/Packing List for each shipment/shipment destination is required.

Consolidated Shipments:

Each shipment destined for an Auria Group Production facility is to have one SID per shipment/destination. A Master Bill of Lading can be used for Traffic purposes if a Supplier is shipping to multiple Auria Group Production facilities in the consolidated shipment but each Auria Group destination's shipment must have a unique SID Number. An ASN/Packing List for each shipment/shipment destination is required.

Milk-run Shipments:

Each shipment destined for an Auria Group Production facility is to have one SID per shipment/destination. A Master Bill of Lading can be used for Traffic purposes if a Supplier is shipping to multiple Auria Group Production facilities but each Auria Group destination's shipment must have a unique SID Number. An ASN/Packing List for each shipment/shipment destination is required.

Less-Than-Truckload (LTL) Shipments:

Each shipment destined for a specific Auria Group Production facility must have a unique SID Number and a unique ASN transmitted for the shipment. An ASN/Packing List for each shipment/shipment destination is required.

Inter-modal Shipment Full Truckload one shipping destination:

A shipment destined for a specific Auria Group Production facility that completely fills a trailer is to have one SID Number for the shipment. One ASN/Packing List for the entire shipment is required.

Inter-modal Shipment Full Truckload multiple shipping destinations:

A shipment destined for multiple Auria Group Production facilities is to have one SID per shipment/shipment destination. A Master Bill of Lading can be used for Traffic purposes if a Supplier is shipping to multiple Auria Group Production facilities in one trailer but each Auria Group destination's shipment, must have a unique SID Number. An ASN/Packing List for each shipment/shipment destination is required.

Air Transportation Movements:

Each shipment destination for a specific Auria Group Production facility must have a unique SID Number and a unique ASN transmitted for the shipment. An ASN/Packing List for each shipment/shipment destination is required.

6.5. PACKING LIST

Each packing list must contain the following data elements correctly:

- Auria Group Destination Address to include Manufacturing Plant Name (i.e. AURIA Troy)
- Purchase Order Number appearing on the Auria Group Weekly 830 Schedule Release
- A reference to the Auria Group Corporate Purchasing Requirements Purchase Order may appear on the document for cross reference purposes.
- SID (Shipment Identification Number) as transmitted in the shipment ASN. SID number electronically transmitted on the ASN must exactly match the SID number printed on the packing slip paperwork (including leading zeroes when applicable). SID number (ASN number, packing slip number) must not be larger than 12 characters.
- Auria Group Supplier Code as appearing in the Auria Group Weekly 830 Schedule Release
- Auria Group Part Number as appearing in the Auria Group Weekly 830 Schedule Release
- Correct number of units shipped
- Correct Unit of Measure
- Correct and accurate number of containers and shipment weight

Following the requirements above is critical in the processing of payments. Errors will delay the time required to process payment for a shipment.

SECTION 7. GLOSSARY OF TERMS

AIAG	Automotive Industry Action Group 26200 Lahser Road, Suite 200 Southfield, Michigan 48034 www.aiag.org/ Phone: (248) 358-3570
Burst Strength	The force required to rupture combined board, using vacuum pressure measured by a Mullen tester. It relates indirectly to the box's ability to withstand external or internal forces, and to protect contents during rough handling.
Expendable	Packaging intended for one use.
ISTA	International Safe Transportation Association 1400 Abbott Road, Suite 310 East Lansing, MI 48823-1900 USA www.ista.org/ Phone: (517) 333-3437
Half-Slot Carton (HSC)	A container with open top and slotted flaps on bottom, or an automatic locking bottom.
Regular Slotted Container (RSC)	All flaps are the same depth, and the two outer flaps (normally the lengthwise flaps) are one-half the container's width, so that they meet at the center of the box when folded.
Returnable	Method of packaging intended for more than one shipment. Containers are returned to supplier for reuse.
Stretch wrap	Plastic film of various gauges that is stretched and wrapped around a unit load, including pallet, to secure it for shipment.
Stringer	The vertical members of a pallet which support the top and bottom faces.
Test	Unless otherwise noted, it refers to the bursting strength of liner board and combined board.